

DESIGN THE KITCHEN THAT WORKS FOR **YOUR LIFE**



1

FIND YOUR STYLE

Use our [Inspiration Gallery](#) and other online tools (Houzz, Pinterest) to find your style.



2

EXPLORE YOUR OPTIONS


Use our [Door Selector](#) tool or read about the latest trends in finishes and smart organization.



5

DESIGN YOUR DREAM

Work with your [Woodland Dealer](#) to create your unique vision — select from our wide variety of wood species, door styles and finishes.



4

DECIDE ON A BUDGET

Ask yourself what is most important for your new cabinetry and use our [Budget Guidelines](#) to help prioritize cabinetry needs.



3

MEET WITH OUR DEALER

[Contact Woodland](#) and we will put you in touch with our one of our dealer partners.



6

PLACE YOUR ORDER

Once we receive your order, Woodland builds and hand-finishes cabinetry to your exact specifications.



4

6

INSTALL YOUR CABINETY

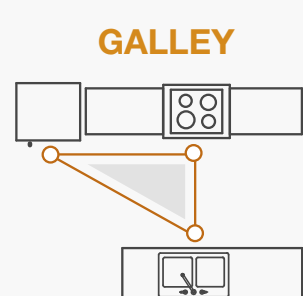
In typically 4 to 6 weeks, your Woodland cabinetry is delivered and ready to transform your space into a place you'll be proud to show off.



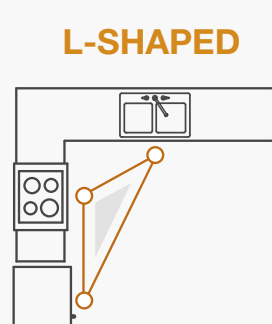
KITCHEN STYLES AND THE WORKING TRIANGLE

The working triangle should be the foundation of your kitchen design. It is made up of imaginary lines connecting the three most utilized areas of your kitchen – where you cook, where you clean and where you store your food – that is, your range, sink and refrigerator. Keep these three guidelines in mind to get the most out of your space:

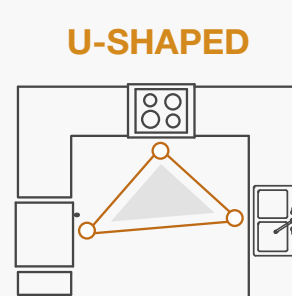
- **Avoid obstructions** in the way of your working triangle – most experts suggest no more than a 12-inch obstruction.
- **Note the distances** between your work space items to ensure they are neither too close nor too far from one another — most kitchen designers recommend 4 to 9 feet between each point of the triangle.
- **Consider foot traffic** in your kitchen. A bustling home with lots of foot traffic in your working triangle is just a moving obstruction.



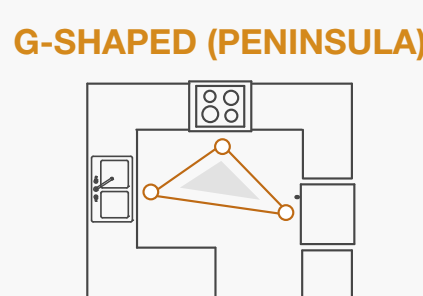
GALLEY



L-SHAPED



U-SHAPED



G-SHAPED (PENINSULA)

FAMILY OWNED AMERICAN MADE

CONTACT A WOODLAND DEALER TODAY

WOODLAND CABINERY

2415 SD Hwy 10
Sisseton, SD 57262
Phone: 605.698.4300

